

HP V1905 Switch Series 02.00.03 Release Notes

© Copyright 2014 Hewlett-Packard Development Company, L.P. The information contained herein is subject to change without notice. The only warranties for HP products and services are set forth in the express warranty statements accompanying such products and services. Nothing herein should be construed as constituting an additional warranty. HP shall not be liable for technical or editorial errors or omissions contained herein.
The information in this document is subject to change without notice.



Contents

Version information	1
Version number	1
Version history	1
Hardware and software compatibility matrix	1
Upgrading restrictions and guidelines	2
Hardware feature updates	2
Software feature and command updates	2
MIB updates	3
Operation changes	3
Restrictions and cautions	3
Open problems and workarounds	4
List of resolved problems	4
Resolved problems in 02.00.03	4
Resolved problems in 02.00.02	4
Resolved problems in 02.00.01	4
Related documentation	4
Documentation set	4
Obtaining documentation	5
Contacting HP	5
Subscription service	5
Appendix A Feature list	6
Hardware features	6
Software features	6
Appendix B Upgrading software	8

List of Tables

Table 1 Version history	1
Table 2 HP V1905 product family matrix	1
Table 3 Hardware and software compatibility matrix.....	2
Table 4 Feature updates	2
Table 5 MIB updates	3
Table 6 HP V1905 Series hardware features	6
Table 7 Software features of the HP V1905 Switch series	6

This document describes the features, restrictions and guidelines, open problems, and workarounds for version 02.00.03. Before you use this version in a live network, back up the configuration and test the version to avoid software upgrade affecting your live network.

Version information

Version number

HP V1905-24 Switch Product Version 02.00.03

HP V1905-24-PoE Switch Product Version 02.00.03

HP V1905-48 Switch Product Version 02.00.03

Version history

Table 1 Version history

Version number	Last version	Release date	Release type	Remarks
02.00.03	02.00.02	2013-12-30	Release version	Fixes bugs
02.00.02	02.00.01	2012-11-10	Release version	Fixes bugs
02.00.01	First release	2011-6-9	Release version	None

Hardware and software compatibility matrix

Table 2 HP V1905 product family matrix

HP product code	HP product	H3C product	3Com product
JD990	HP V1905-24	None	3Com2226
JD992	HP V1905-24-PoE	None	3Com2426
JD994	HP V1905-48	None	3Com2250

△ CAUTION:

To avoid an upgrade failure, use [Table 3](#) to verify the hardware and software compatibility before performing an upgrade.

Table 3 Hardware and software compatibility matrix

Item	Specifications
Product family	HP V1905 switch series
Hardware platform	V1905-24/V1905-24-PoE/V1905-48
Memory	8 MB
Flash	4 MB
Boot ROM version	Version 02.00.01 or higher
Host software	JD990A_02_00_03.bin
	JD992A_02_00_03.bin
	JD994A_02_00_03.bin
iMC version	iMC PLAT 7.0 (E0102L01)

Sample: To display the host software version of the HP V1905-24, perform the following:

```
<HP>display version
HP V1905-24 Switch Product Version 02.00.03
HP V1905-24 Switch uptime is 0 week(s),0 day(s),17 hour(s),16 minute(s)

HP V1905-24 Switch with 133M ARM Processor
8M bytes SDRAM
4M bytes Flash Memory
Config Register points to FLASH
```

Upgrading restrictions and guidelines

None

Hardware feature updates

None

Software feature and command updates

Table 4 Feature updates

Item	Description
HP V1905 Switch Series 02.00.03	
Software feature updates	New features: None
	Deleted features: None
	Modified features: None

Item	Description
HP V1905 Switch Series 02.00.02	
Software feature updates	New features: None Deleted features: None Modified features: LDB users' password are displayed as "*****" on the Web page instead of simple text in previous version, and even the administrator cannot get the password.
HP V1905 Switch Series 02.00.01	
Software feature updates	New features: None Deleted features: None Modified features: None

MIB updates

Table 5 MIB updates

Item	MIB file	Module	Description
HP V1905 Switch Series 02.00.03			
New	None		None
Modified	None		None
HP V1905 Switch Series 02.00.02			
New	None		None
Modified	None		None
HP V1905 Switch Series 02.00.01			
New	None		First release
Modified	None		First release

Operation changes

None

Restrictions and cautions

In this version, the passwords of Web users and LDB users are stored in ciphertext in the configuration file. To avoid exceptions after the switch is upgraded to version 02.00.03, note the following:

- Do not export configuration file and then import it to a device with software version 02.00.01.
- Do not roll back to version 02.00.01 after you configure Web users or LDB users and save the configuration.

In case you perform one of the above mentioned operations, re-configure the passwords for the Web users and LDB users on the switch with software version 02.00.01.

Open problems and workarounds

None

List of resolved problems

Resolved problems in 02.00.03

201301290096

- Symptom: The Web interface cannot be logged in.
- Condition: This symptom occurs after the switch has been running for 70 weeks.

Resolved problems in 02.00.02

SHD014654

- Symptom: The PC can obtain IP address through DHCP even when it does not pass 802.1X authentication.
- Condition: The switch connects the DHCP server and PC. 802.1X authentication is enabled on the port connecting the PC, and the PC is enabled with DHCP but does not pass 802.1X authentication.

SHD014700

- Symptom: LDB users' passwords are displayed on the LDB User Configuration page.
- Condition: Web administrator accesses the LDB User Configuration page.

Resolved problems in 02.00.01

First release

Related documentation

Documentation set

- HP V1905 Switch Series Getting Started Guide
- HP V1905 Switch Series Compliance and Safety Manual(5998-2268)
- RTF for HP V-Series Switches (5998-2232)

Obtaining documentation

To find related documents, browse to the Manuals page of the HP Business Support Center website:

<http://www.hp.com/support/manuals>

Contacting HP

For worldwide technical support information, see the HP support website:

<http://www.hp.com/support>

Before contacting HP, collect the following information:

- Product model names and numbers
- Technical support registration number (if applicable)
- Product serial numbers
- Error messages
- Operating system type and revision level
- Detailed questions

Subscription service

HP recommends that you register your product at the Subscriber's Choice for Business website:

<http://www.hp.com/go/wwalerts>

After registering, you will receive email notification of product enhancements, new driver versions, firmware updates, and other product resources.

Appendix A Feature list

Hardware features

Table 6 HP V1905 Series hardware features

Item	V1905-24	V1905-24-PoE	V1905-48
Dimensions (H × W × D) (excluding feet and rack-mounting brackets)	44 × 440 × 170mm	44 × 440 × 238 mm	44 × 440 × 238 mm
Weight	1.6 kg	3.2 kg (7.7 lb)	2.9 kg
Console port	1	1	1
Ethernet port	24	24 (Each port can provide a power supply of 25 W)	48
Gigabit Combo port	2	2	2
AC Input voltage	Rated voltage range: 100–240V AC, 50/60 Hz	Rated voltage range: 100–240V AC, 50/60 Hz	Rated voltage range: 100–240V AC, 50/60 Hz
Operating temperature	0°C to 40°C (32°F to 104°F)		
Storage temperature	–40°C to +70°C (–40°F to 158°F)		
Operating humidity (noncondensing)	5% to 95%		
Storage humidity (noncondensing)	5% to 95%		

Software features

Table 7 Software features of the HP V1905 Switch series

Category	Features
VLAN (virtual local area network)	Supports up to 512 IEEE 802.1Q compliant VLANs Supports Voice VLAN
QoS (Quality of Service)	Supports 802.1p / DSCP priority Supports four priority queues per port Supports WRR / HQ-WRR queue scheduling Supports port rate limiting
Port	All ports support broadcast storm control All ports support flow control, 802.3x compliant
Trunk	6 trunk groups, up to 8 ports Supports static or LACP mode, 802.3ad compliant

Category	Features
Port mirroring	Supports port-based mirroring
Port statistics	Supports traffic flow and type statistics
MAC address table	Address auto-learning MAC address auto-aging time configurable (300 seconds by default) Supports up to 8K MACs
Device management	Supports Web-based NMS Supports basic management through the console port Supports SNMP V1/V2c
IP Multicast	Supports IGMP Snooping
Security	Supports 802.1x Supports Radius Client Supports LDB Supports ACL
Others	Supports STP/RSTP Supports LLDP
Cable Diagnostics	Diagnosis of parameter such as operating status and length of port connecting cables
PoE(Only V1905-24-PoE Support)	Supports PoE Max power 180w, up to 25w per port

Appendix B Upgrading software

This section describes how to upgrade system software while the router is operating normally or when the router cannot correctly start up.

CAUTION:

Upgrade software only when necessary and under the guidance of a technical support engineer.

The HP V1905 Switch Series supports online software upgrade. Click [Administration\Firmware Upgrade]. The [Restore Image] page appears. Click the <Browse...> button, select the latest “.bin” file, and then click <OK>. The system will automatically complete the file upload, then a confirm dialog box appears, click the <OK> button, switch will reboot and load the new image.

Figure 1 Select/Upload Firmware file

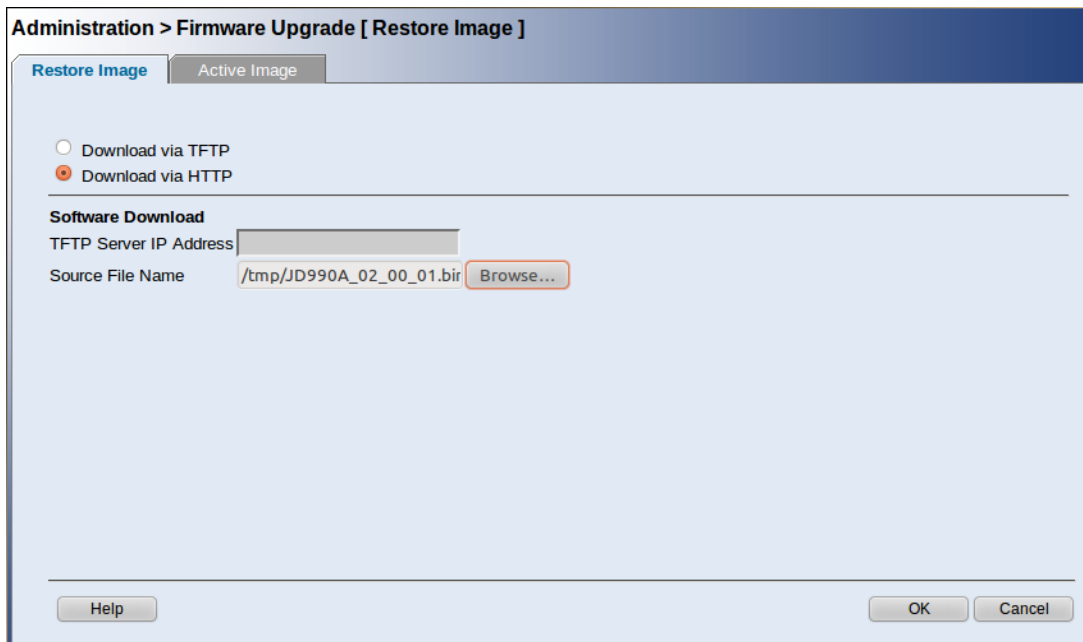


Figure 2 Waiting

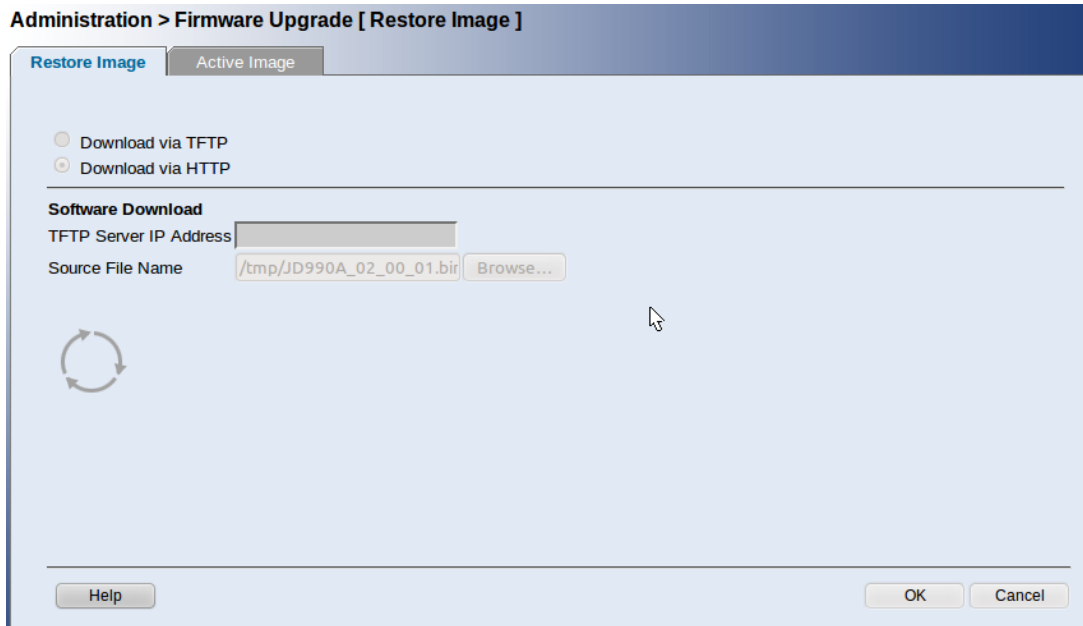


Figure 3 Confirm to reboot

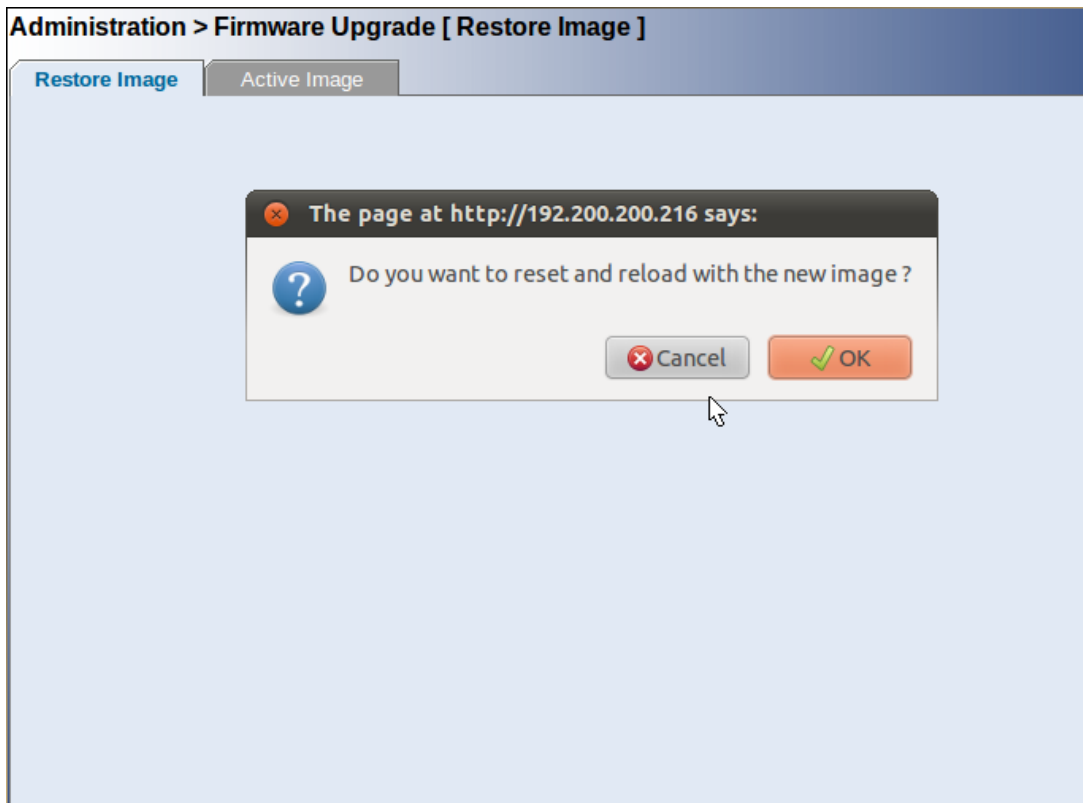
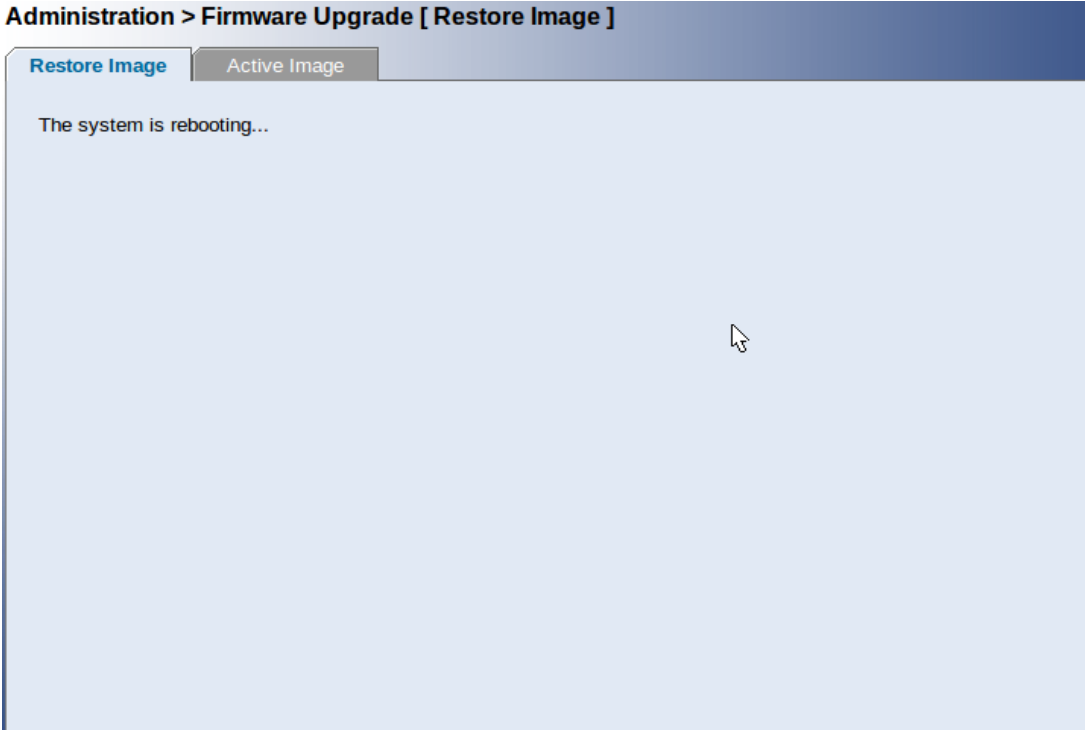


Figure 4 Reboot



CAUTION:
Can't lose power supply in firmware upgrade process.
